

M L A

P R I M E R



Contents

People

Key Program Contacts	<u>4</u>
Program Faculty	<u>5</u>
LASA	<u>6-7</u>

MLA Curriculum

How to Register for Courses	<u>9</u>
Required Courses Overview	<u>10-11</u>
Personalizing your Degree	<u>12-13</u>
Exchange + Study Abroad	<u>14-15</u>
Design-Build	<u>16-17</u>
Course Listings	<u>18-19</u>
MLA Study Plans	<u>20-21</u>

Resources

Studio + Amenities	<u>22-23</u>
SALA Resources + Output/Fabrication	<u>24-25</u>
Student Resources + General Information	<u>26-27</u>
Points of Interest on Campus	<u>28</u>
Eating + Drinking on Campus	<u>29</u>
Where to Live / Vancouver + proximities	<u>30-31</u>
Study Hints for First Term + Finding Balance	<u>32-33</u>
Financial Assistance	<u>34</u>

Principles, Policies + Regulations

Grading Practices + Evaluation Criteria	<u>36-37</u>
UBC Academic Integrity	<u>38</u>
Appeal Procedures	<u>39</u>

A scenic landscape photograph of a rocky trail. In the foreground, there's a small, shallow pool of water surrounded by dark, jagged rocks. Some evergreen trees are visible on the right side. The background shows more rocks and some sparse vegetation under a clear sky.

Hello and Welcome!

Welcome to the Master of Landscape Architecture program at the University of British Columbia! You are now part of a rigorous, professional program that fosters design-oriented research and new modes of inquiry in landscape architecture.

We are committed to providing an educational platform for individuals seeking a critical engagement with landscape architecture as a means to become global citizens and agents of positive change across a range of scales and territories. Candidates of our MLA program participate in a robust sequence of coursework that not only provides foundational knowledge on the profession of landscape architecture, but also values exploration and technological innovation in both design and scholarship.

We look forward to supporting you as you enter the dynamic field of landscape architecture.

Susan Herrington
Professor and Chair of UBC Landscape Architecture



Key Program Contacts

Your primary contacts if you have questions for navigating the program are:

Student Service Coordinator

Amy Villablanca - larc@sala.ubc.ca | 604.822.6916

Manager of Student Services + Recruitment

Tara Deans - tdeans@sala.ubc.ca | 604.822.3445

Tara's and Amy's office is located in room 379 in the HR Macmillan building located next door to the Annex. Their office hours are between 9:00AM to 4:00PM, Monday through Friday.

Your Assigned Advisor

You will be assigned a faculty advisor to support you and sign off on matters such as exchange opportunities, directed studies and co-op opportunities. Your faculty advisor will act as an academic advisor for the duration of the program. The primary role of the advisor is to provide guidance and counseling on issues of academic progress. You are encouraged to contact your advisor on a regular basis, at least once every academic year to review your progress.

Program Faculty

Specific biographic information and up to date contact information for faculty members and mentors is available by clicking on names below, or visiting the SALA website at www.sala.ubc.ca.

Faculty Members

Fionn Byrne Assistant Professor, BPEH (Toronto), MLA (Toronto)

Patrick Condon Professor, B.Sc, MLA (Mass.), ASLA

Cynthia Girling Professor, BES (Manit.), BLA, MLA (Oregon), BCSLA, FCSLA, FASLA, FCELA

Susan Herrington Professor & Chair Landscape Architecture, BLA (N.Y. State), MLA (Harvard), BCSLA, CSLA

Ronald Kellett Professor & Director SALA, BES (Manitoba), MArch (Oregon), Assoc. AIBC

Kees Lokman Assistant Professor, BSc (Netherlands), MSc (Netherlands), MDS (Harvard)

Patrick Mooney Associate Professor, BMus (UBC), MLA (Guelph), PhD (Mich.), FCSLA, FCELA, ASLA

Daniel Roehr Associate Professor, HND Hort. & LA Tech. (Askham Bryan), BA (hons), LArch (Heriot Watt), BCSLA, CSLA, AKB

David Zielnicki Instructor, BLA (Cornell), MLA (Harvard)

Adjunct Members

Karin England Adjunct Professor, BMus (McGill), MTeach (Calgary), MLA (UBC)

Douglas Justice Adjunct Professor, BScAgr., MSc (UBC)

Isabel Kunigk Adjunct Professor, BA (hons), LA (Greenwich), RLA (Berlin)

Martin Lewis Adjunct Professor

Shelley Long Adjunct Professor, ENDS (UBC), MLA (Ryerson)

Alexandre Man-Bourdon Adjunct Professor

Emeritus Faculty

Douglas Paterson Emeritus Associate Professor BSc (Manit.), MLA (Mich.), FCSLA, ASLA

Faculty Associates

Stephen Sheppard Professor, Faculty of Forestry BA, MA (Oxf.), MSc (UBC), PhD (Calif., Berkeley), ASLA



L A S A



2017 Design Studio I trip to Seattle (Photo Celia Winters)

The Landscape Architecture Student Association (LASA) is primarily comprised of second year MLA students and represents the student voice of the department. LASA works in conjunction with SALA at large and ARCHUS (Architecture's student association).

In September, you will nominate and select a candidate to represent your class as 1st year students. A student-led election is held each spring to appoint representatives for the following academic year. This gives you an opportunity to nominate someone for a particular role or nominate yourself for a role you would like.

Your LASA team for 2019-20 includes:

President: Scott Archer

Vice President (Internal, Brown Bag Lead): Julia Higson

Vice President (External, BCSLA non-voting director): Kerry Gibson

Treasurer: Gary Baker

Health + Wellness Reps: Sahar Khelifa + Rhy Myfanwy Kirkland

Social Rep (LASA Good Times Lead): Carolyn Wu

Social Rep (Corn Roast Lead): Duncan Chambers

Social Rep (SALA GALA Lead): Cecilia Lo

1st Year Rep:* TBD in September

2nd Year Rep: Rosey Pickard

3rd Year Rep: Jessica Udal

AP Rep: Cecilia Lo

MARCLA Rep: Jo Speed

Communications Coordinator: Mason Lam

LASA meets every month to bring ideas, issues and opportunities to the table. All minutes will be posted to the [UBC Landscape Architecture Facebook group](#) so that you can keep up to date on topics covered.

LASA Special Events

Brown Bag Lectures LASA + ARCHUS offer lunch-time lectures that provide insight on exciting projects and initiatives taking place in the discipline. Come for the inspiration and stay for the free lunch!

First Times Organized by ARCHUS and LASA, First Times takes place the first Friday of the fall term. In case there's ice left to break after the Introductory Workshop, First Times is a really fun night and a great way to start the year.

Good Times Fridays Organized by ARCHUS, Good Times takes place every Friday after studio (location is subject to change but often hosted at Lasserre) and often entails cheap drinks and candid conversation!

Corn Roast Each year, LASA organizes the Corn Roast - a wonderfully informal gathering. A great opportunity to connect with colleagues and faculty. Don't forget to bring your dental floss!

BCSLA Holiday Party MLA students are encouraged to get out and network at the annual British Columbia Society of Landscape Architects Holiday Party! Who knows, you may meet your future employer!

SALA Gala Dust off your dancing shoes because each spring we organize an evening to dress up and go out together. Always sure to be a good time!

Roast + Toast At the end of thesis reviews, 1st year students collectively organize their first event before taking on their LASA responsibilities - the Annual Roast and Toast! Lightly roast your classmates and toast the outgoing graduate students!

Sitelines Magazine Student Edition Each year the BCSLA publishes a student edition of Sitelines Magazine, featuring content written by your fellow UBC MLA candidates. Keep an eye out for more details!

Social Media

Instagram: [@ubcsala](#) | Facebook: [UBC Landscape Architecture + ARCHUS](#)

Get connected and get your work featured on SALA's Instagram, and keep up to date with all things SALA on Facebook. We suggest you start your own group for everything relating to your own year, since you can share files, plan trips, and post memes when the going gets tough and you need a little laugh!





MLA Curriculum

The MLA is a 3-year* professional degree accredited by the Canadian Society of Landscape Architects (CSLA) and the American Society of Landscape Architects (ASLA) to meet the requirements and standards for professional licensure in the field.

The MLA curriculum includes core studio courses supplemented by required and elective sequences in design and planning, landscape architectural history and theory, and landscape analysis and landscape technologies. Students finish the program with the completion of a graduate project that integrates all the knowledge, learning experiences and research of the program. The program also offers learning opportunities outside of the classroom through co-op work placements, study abroad, and exchanges.

Elective courses which fulfill degree requirements may be taken in the MLA program as well as in other related disciplines including but not limited to Architecture, Community and Regional Planning, Forestry, Geography, History, Biology and Computer Science.

* Program length is shortened to 2 years for students who meet qualifications for Advanced Placement.

MLA Program Requirements

Students should track their progress on the [Student Service Centre \(SSC\)](#) through Degree Navigator. The Degree Navigator is an interactive advising tool to help students plan their degree at UBC. It is designed so students may view their program requirements, course information and course list. Degree Navigator will also show students the courses they have completed against their program requirements. If you have any questions please speak with the [Student Services Coordinator](#).

How to Register for Courses

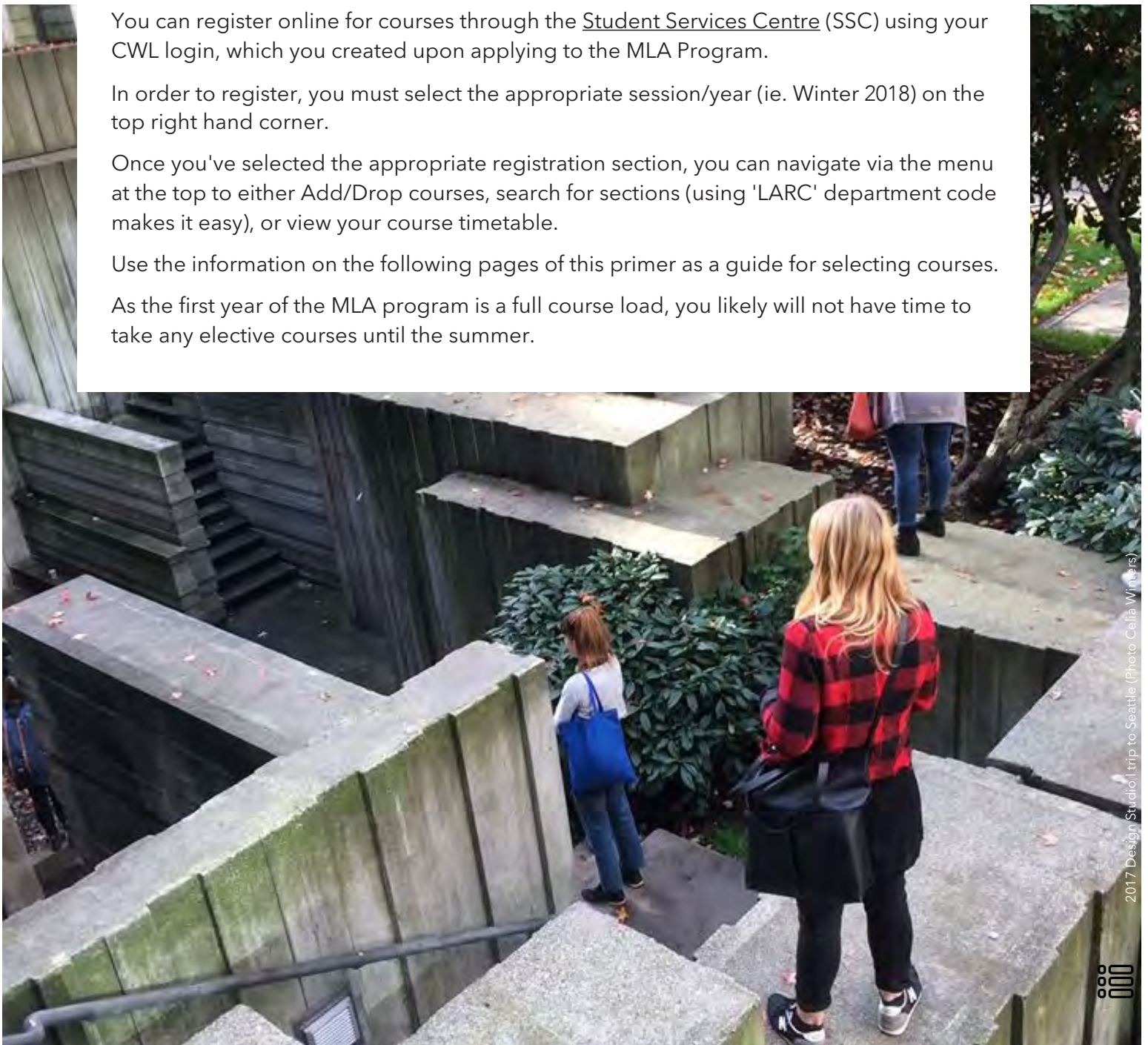
You can register online for courses through the [Student Services Centre \(SSC\)](#) using your CWL login, which you created upon applying to the MLA Program.

In order to register, you must select the appropriate session/year (ie. Winter 2018) on the top right hand corner.

Once you've selected the appropriate registration section, you can navigate via the menu at the top to either Add/Drop courses, search for sections (using 'LARC' department code makes it easy), or view your course timetable.

Use the information on the following pages of this primer as a guide for selecting courses.

As the first year of the MLA program is a full course load, you likely will not have time to take any elective courses until the summer.



Required Courses Overview

Studio Courses (47 credits)

The studio sequence forms the core of landscape architectural education. This project-based series of classes teach design theory and process and designing skills through the study of design problems associated with specific sites. The sequence builds in complexity of program and scale of sites from small civic sites to consideration of the garden and park designs, to neighborhoods and regional scales. Within this framework, vertical studios provide 2nd and 3rd year students the opportunity to work across cohorts to expand their perspective and approach to the design process. This studio sequence is intended to introduce students to natural and cultural processes that operate across a variety of scales and sites of regional significance.

Theoretical Courses (9 credits)

These courses provide students with the theoretical basis and orientation to contextualize their design work. This contextualization includes an appreciation of the historical development of the discipline and profession, an understanding of contemporary design issues, the foundations of design thinking, the relationship of design to research strategies and cultural ideas that play a significant role in landscape design. Theory courses may be in lecture or seminar formats.

Design Media and Representation Courses (6 credits)

These courses cover the theory and skill development in analog and digital methods of graphic communication, processes, visualization and representation of design works.

Analytical Courses (6 credits)

These courses introduce students to the ecological processes that form and characterize landscapes and to strategies for managing these landscape processes, particularly at larger scales. Together these courses form a sequence that leads from a comprehensive analysis of landscapes to the planning and management of ecological and visual resources. The intent of these courses is to challenge students to think holistically about landscape change, “natural” and human-induced change and sustainability. These courses are typically offered in a lecture-lab format.

Technical Courses (12 credits)

These courses focus on the physical material of landscape architectural design (including plants, landforms and constructed materials), the techniques involved in their construction and the conventions for formal documentation of “working drawings.” These courses are tremendously important in ensuring that students gain essential professional skills. These courses are typically offered in a lecture-lab format.

The Graduate Project (12 credits)

The Graduate Project (LARC 595 GP1 & LARC 598 GP2) allows students to experiment and create an independent work by defining and exploring a current landscape architectural problem with the skill and knowledge acquired during their MLA and previous undergraduate studies. The Graduate Project (GP) provides the opportunity to research, develop, edit, refine and demonstrate the ability to suggest and communicate design solutions for a complex landscape architectural design problem. Students are encouraged during the GP to draw upon and demonstrate their highest standards of academic rigor, experience, and general knowledge. MLA candidates are encouraged to explore different scales appropriate to their design problem and to question and possibly resolve the problem defined or show alternative strategies to resolve the problem(s).

Through this project, students will:

- Inspire focused contemporary and forward thinking about regional, national and international landscape architectural design problems using design as the primary mode of inquiry
- Encourage the use and knowledge of current literature and state of practice in the topic area
- Stimulate and practice how to develop a point or points of view and carry an argument to raise questions and resolve a design inquiry.
- Learn about time management to define the scope of work for the GP.
- Learn how to prepare and complete a GP proposal advancing landscape architectural design
- Learn how to read the GP site and its larger context to translate research into design thinking

Students need to identify a primary faculty supervisor to serve as the guide and evaluator of their project.

Former graduate design project books are housed in the Landscape Architecture office and may be borrowed by SALA students.

Personalizing Your Degree

Elective Courses (18 credits)

* Note: Nine of eighteen elective credits must be Landscape Architecture elective courses.

Most students wait until the end of their first year to register for elective classes, many of which take place during the summer term between May - July, but also occur within the general academic year. Class times during the summer accommodate employment obligations of students. Elective course subjects vary each year, and often include special seminars driven by research interests and expertise of the respective instructors. Some examples include Green Network Planning taught by Cynthia Girling, the Living Roof Seminar taught by Daniel Roehr, or Planting Design by Patrick Mooney.

Students may also complete a Directed Study (LARC 580 or 581) or Co-op Work Placement (LARC 570) in fulfillment of elective credits with approval from their Academic Advisor.

Proposals to Participate in Directed Studies

Directed Studies are independent studies typically initiated by students. Proposals may be submitted to any faculty member whose research interests or knowledge areas match the student's topic of study. The faculty member guides the student on the scope of work, methods and products, and evaluates the work products. Registration for directed studies courses is completed by the program assistant when a signed proposal is submitted to the program office. Students are advised to meet with a faculty member to discuss the proposed study before preparing a proposal.

Directed Study Proposal and Permission forms are available through the program office.

Permission to Participate in Co-op Work Placement

The Co-op Work Placement (co-op) program provides an avenue for students to earn academic credit for relevant work experience completed outside the university. A co-op is a three-way partnership between the student, the agency and the Landscape Architecture Program and typically involves at least one day of work per week. The Co-op Work Placement Handbook describes this program and is available on the SALA web site under the course number LARC 570. A proposal must be prepared by the student, reviewed with the employer, signed by their faculty advisor and agency supervisor and handed into the Program Office prior to course registration.

Non-Program Electives

Students are encouraged to enrich their program of study with elective courses that support their area of interest and specialization and which prepare them for their Graduate Design project. These courses can be drawn from a myriad of graduate and 300/400 level undergraduate courses. Please consult with your advisor regarding recommended courses for you to take. (Graduate students may take a maximum of 6 credits of 300/400 level courses.)

Requests for Advanced Placement

Students with a UBC-recognized undergraduate degree in Architecture, Environmental Design, or Landscape Architecture may apply for admission to the Advanced Standing variant of the professional MLA Program. This variant is comprised of approximately two years of MLA design studio courses, as well as courses required for professional degree accreditation by the Canadian Society of Landscape Architects. The particular course requirements will be determined by the Program Chair for each student upon acceptance and entry into the program, based on prior experience and a portfolio review. Students are accepted into the advanced standing as part of the program admissions process. Spaces in the advanced placement are limited to a few students each year.

Requests for Course Waivers or Substitutions

Students who feel they have covered the content of a required course in another context may request a course waiver. Course waiver forms are available from the program office. Please note that students who receive a course waiver must still fulfill the overall credit requirements for the degree.

Students who will be unable to take a required class due to scheduling conflicts, study abroad or leaves of absence should discuss acceptable alternative classes with the instructor who regularly teaches that course. Approved substitutions should be recorded in writing in the student's official file and the student's advisor should be informed about any substitutions that instructors approve.

Study Abroad + Exchange Opportunities

Every summer the school offers international field trips and courses in association with other universities or other UBC programs. In recent years, courses and field trips have taken place in India, Sweden, the Netherlands, Germany, Mexico, Italy, and in North America, Portland, Seattle, and San Francisco.

Students also have the option of going on an exchange program to another university. UBC has formal exchange agreements within North America and abroad. Current exchange programs in landscape architecture include:

Arizona State University (USA)

Edinburgh College of Art (Scotland)

Norwegian University of Life Sciences (Norway)

Osaka University (Japan)

Technical University of Munich (Germany)

Universidad de las Americas Puebla (Mexico)

Universiti Sains Malaysia (Malaysia)

University of Adelaide (Australia)

University of Auckland (New Zealand)

University of California (USA)

University of Copenhagen (Denmark)

University of Manchester (United Kingdom)

University of Melbourne (Australia)

University of New South Wales (Australia)

University of Tokyo (Japan)

University of Washington (United States)

University of Western Australia (Australia)

Victoria University Wellington (New Zealand)

Wageningen University (Netherlands)




Study Abroad in Mexico City: Teotihuacán

Eligibility + Planning for an Exchange

MLA students interested in studying abroad are encouraged to apply during the first year of their studies and travel during the second year in the second semester of their program.

To be accepted for an exchange, students must apply to the Go Global: International Learning Programs office, and be accepted prior to leaving.

The approval process includes an application and interviews. For more information please visit the Go Global website at www.students.ubc.ca/global/



Design-Build Opportunities

Each year, SALA puts out a call for applications to SALA students to participate in an exciting design-build opportunity with Camp Fircom on Gambier Island. Over the course of two terms, students see their designs come to life as they work as a team to fulfill the facility needs of Camp Fircom. Past projects have included three staff cabins, an amphitheatre (seating pictured), and archery pavillion.

Selected MLA and MArch students spend one term cycling through drawing, models and mockups before producing details, permit, and construction sets in preperation for the build. The build phase of the program is six weeks of onsite building (usually taking place after the spring term into the summer). From site prep to finishing details, the entire operation is run by SALA students.

Design-Build is open to students from the MArch and MLA programs who have completed their first year, however it must be recognized that the standard timetables of required courses leave no spaces for electives until the final year. It is the policy of SALA to not allow students to exceed the maximum number of credits permitted per term. The Design-Build project will require considerable time commitment during both the Spring and early Summer terms. Please keep these restrictions and time commitments in mind when applying.



Landscape Architecture Course Listings

STUDIO (47 Credits)

Course Number	Course Name	Credits Earned
LARC 511	Introductory Workshop	2
LARC 501	Design Studio I	9
LARC 502	Design Studio II	9
LARC 503	Design Studio III	9
LARC 504	Design Studio IV (Vertical Studio)	9
LARC 505	Design Studio V (Vertical Studio)	9

THEORY (9 CREDITS)

Course Number	Course Name	Credits Earned
LARC 522	Landscape Architectural History	3
LARC 523	Landscape Architecture Theory	3
LARC 525	Research Methods	3

DESIGN MEDIA + REPRESENTATION COURSES (6 CREDITS)

Course Number	Course Name	Credits Earned
ARCH 515	Design Media 1	3
ARCH 517	Design Media 2	3

ANALYTICAL COURSES (6 CREDITS)

Course Number	Course Name	Credits Earned
LARC 540	Site Analysis + Planning	3
LARC 541	Landscape Planning + Management	3

TECHNICAL COURSES (12 CREDITS)

Course Number	Course Name	Credits Earned
LARC 316	Trees and Shrubs in Landscape	3
LARC 531	Landscape Technologies I	3
LARC 532	Landscape Technologies II	3
LARC 551	Professional Practice	3

THE GRADUATE PROJECT (12 CREDITS)

Course Number	Course Name	Credits Earned
LARC 595	Graduate Project I	3
LARC 598	Graduate Project II	6

LARC ELECTIVES (18 Credits) * 9 of 18 Credits must be LARC electives

Course Number	Course Name	Credits Earned
LARC 510A	Studies in the Regional Ecosystem	3
LARC 515	Planting Design	3
LARC 542	Aesthetics and Sustainability	3
LARC 543	Environment and Urban Form	3
LARC 553	Green Network Planning	3
LARC 570	Co-op Work Placement	3/6
LARC 580/581	Directed Studies	3
LARC 582A	Advanced Topics Seminar	3
LARC 582E	Living Roof Seminar	3
LARC 560	Study Abroad	3/6/9 (Varies based on offerings)

SUGGESTED NON-PROGRAM ELECTIVES (9 Credits Maximum*)

Course offerings by Architecture (ARCH)

ARCH 504	Architectural History 1A	3
ARCH 505	Architectural History 1B	3

+ some Architecture seminars (with professor permission)

Course offerings by the School of Community and Regional Planning (SCARP)

PLAN 425	Urban Planning Issues + Concepts	3
PLAN 504	Urban Transportation Planning	3
PLAN 580	Research Methods	3
PLAN 597	Planning for Water Resources Mgmt.	3

Course offerings by the Faculty of Forestry (FRST/CONS)


CONS 340	Introduction to GIS systems	3
CONS 491	Conservation Planning and Wildland Rec	3
FRST 443	Remote Sensing in Forestry/Agriculture	3
FRST 504	Landscape Ecology	3
FRST 519	Forests & Society	3
FRST 523	Forests and Environmental Policy	3
FRST 524	Environmental Perception	3
FRST 529	Ecological Economics	3 (* ECON 301 pre-requisite)
FRST 547	Forestry in British Columbia	3
FRST 558	Landscape Level Forest Land Management	3
FRST 559	Natural Resources Planning	3



MLA Study Plan

	Year 1	Year 2	Year 3
Summer	Pre-Term 1 Intro Workshop Post-Term 2 Electives and/or Study-Abroad, Co-op work placement	Electives and/or Study-Abroad, Co-op work placement	Electives
Term 1 (Fall)	LARC 501 Design Studio I LARC 316 Trees + Shrubs in Landscape LARC 522 History of L.A. ARCH 515 Design Media I	LARC 504 Design Studio IV (Vertical Studio) LARC 532 Landscape Technologies II LARC 525 Research Methods LARC 540 Site Analysis + Planning	LARC 505 Design Studio V (Vertical Studio) LARC 595 Graduate Project Development 6 credits of electives
Term 2 (Winter)	LARC 502 Design Studio II LARC 541 Landscape Planning + Mgmt LARC 531 Landscape Technologies I ARCH 517 Design Media II	LARC 503 Design Studio III LARC 523 L.A. Theory 6 credits of electives	LARC 598 Graduate Project LARC 551 Professional Practice 6 credits of electives

MLA Advanced Placement Study Plan*



	Year 1	Year 2
Summer	Pre-Term 1 Intro Workshop Post-Term 2 Electives and/or Study-Abroad, Co-op work placement	Electives
Term 1 (Fall)	LARC 504 Design Studio IV (Vertical Studio) LARC 532 Landscape Technologies II or LARC 522 History of L.A. ARCH 525 Research Methods Elective	LARC 505 Design Studio IV (Vertical Studio) LARC 595 Graduate Project Development LARC 316 Trees + Shrubs in Landscape LARC 540 Site Analysis + Planning
Term 2 (Winter)	LARC 503 Design Studio III LARC 531 Landscape Technologies I or LARC 523 L.A. Theory LARC 541 Landscape Planning + Mgmt ARCH 517 Design Media II	LARC 598 Graduate Project LARC 551 Professional Practice LARC 523 L.A. Theory or Elective

* If you are an AP student, you have been sent a suggested study plan based on your previous degree to guide you in course selection.

If you have not yet received this and/or seek assistance, please contact the [MLA office](#).

Studio + Amenities

Landscape Architecture Annex
NW corner of Main Mall and Agronomy Road

H.R. MacMillan
2357 Main Mall

The Landscape Architecture Annex (pictured right) is modest, quirky, and cozy.

It will quickly become your home away from home as you are provided with a dedicated desk with pin-up space and a cabinet to store your belongings. Just remember to purchase a lock to keep everything safe! The Annex is [UBC access card](#) only - for SALA students and faculty.

Pictured below, the HR Macmillan Building is the home of the Landscape Architecture office and Resource Library on the third floor in room 379. It is accessible throughout the day and after-hours with an access card. There are also faculty offices, classrooms and studios located throughout MacMillan - some of which require a PIN for access. Just ask [Amy or Tara](#) and they can help you out!

Resource + Materials Library

A small library of Landscape Architecture specific books, including LARC faculty authored books, and Student Thesis and Graduate Projects is located in room 379 of MacMillan. A materials library is also located in room 288, providing students with the ability to view design material swatches. Students may sign out these items for up to two weeks. To sign out a book please fill out the library card on the inside cover of each book and give it to the Program Assistant. Books can be returned back to the Student Service Coordinator (Amy).

The UBC landscape architecture collection is located in the Art + Architecture + Planning Library located in the [Irving K. Barber Learning Centre](#).

Some relevant references are also located in the [Woodward Library](#).



HR Macmillan Building



The Annex (photo Jen Twyman)

The Annex

BASEMENT (SPLIT LEVEL)


Pin-up Jury Room and Events Space with projector
 Large light-table
 Dedicated studio space fitted with desks and cabinets
 (Bring Your Own Lock)
 Garage / Work area
 Restroom with toilet and sink

MAIN FLOOR

Dedicated studio space fitted with desks and cabinets
 (Bring Your Own Lock)
 Drafting tables
 Laser Cutter (Available by appointment)
 Restroom with toilet and sink

UPPER LEVEL

Dedicated studio space fitted with desks and cabinets
 (Bring Your Own Lock)
 Large format plotter (for printing up to 42" in width)
 Small scanner and Laserjet printer
 Large format scanner
 State-of-the-art Fridge
 Toaster oven, microwave, kettle, coffeemaker
 Sink and dish-area
 Lounge-zone with magazines, books



Vertical Studio Model (2016)

SALA Resources + Output / Fabrication

Digital Devices

The program office has a drone, LARC projector, laptop, digital camera and video camcorder that are available to faculty and teaching assistants to use in their classes. LARC students may book this equipment for class purposes by arrangement with LARC faculty or program staff.

Woodshop and Fabrication

Located in the basement of Lasserre, SALA's comprehensive woodworking shop provides all tools required to produce anything from small models to full-sized building components. Students in all programs can use it as a resource for both studio and technical courses. We train students in the safe use of tools and machines appropriate to their projects.

The workshop contains two areas: the machine room contains most of the equipment and is open about 60 hours per week; and the assembly room with benches, power, and some machines is available around the clock. You can sign out a large selection of hand tools and portable power tools for use in the assembly room, at your desk, or even outside of SALA.

If you have questions about the woodshop, you can contact the workshop manager, [Nick Scott](#).

Output Devices

There is a plotter, a large format scanner, small format printer and one laser cutter located in the LARC Annex. User fees are published at the beginning of each year. Payment for printing (black & white and color) is made possible by [loading your student card account](#).

Plotter / Printer / Scanner

The plotter provides the ability to print up to 42" wide, to a length of your preference (though it is advisable to limit the length to under 10'). The laserjet printer offers letter size up to 11"x17".

The scanner in the Annex can scan a maximum of 32" wide.

Laser Cutter

A Trotec "Speedy 300" laser cutter is located in the Landscape Architecture Studio. This device can quickly and accurately engrave or 2D cut material using energy from a CO2 laser. The laser cutter should only be used during scheduled time slots with a Laser Cutter Assistant. You can [book a timeslot](#) online.

Permissible Materials :

- Any paper or card stock, acrylic, plywood, solid basswood, jelutong etc.,
- Maximum horizontal dimensions of materials: 16" x 28" (400mm x 710mm).
- Maximum thickness: 1/4" (6mm).

If in case the Annex Laser Cutter is unavailable, you are also welcome to book the laser cutter available in the Lasserre Building.

CNC

Our three-axis CNC router is capable of cutting out parts in 2D or milling shapes out of material in 3D. A common use for this machine is to mill the topography of project sites for studio courses. The CNC machine is located in the Woodshop in Lasserre.

3D printers

3D printers can create detailed models that would be hard to realize by traditional means. The printers use a thin wire or filament of PLA plastic to build models up layer by layer. There is one 3D printer available in the Landscape Architecture Annex and a few more located in Lasserre.

To use the CNC, laser cutter, die cutter and/or the 3D printers, students must [book access online](#).

Student Resources + General Information

Campus Wide Login (CWL) and UBC Email Account

All students must obtain a CWL to function at UBC. Detailed information about setting up a CWL can be found at <https://it.ubc.ca/services/accounts-passwords/campus-wide-login-cwl>

UBC email account information can be found at <https://it.ubc.ca/services/email-voice-internet/student-alumni-email-service>.

UBC Student Services Centre

After obtaining your CWL, you can log into the [UBC SSC page](#) to register for courses, pay for tuition and fees, view your course schedule and grades, apply for awards and track your degree progress.

Key Card Access

Your student card will give you access to the Landscape Annex and MacMillan building after hours. This process is automatically initiated by SALA once you have obtained your student card. If you find that your card is not working, please come to the Landscape Architecture office or email larc@sala.ubc.ca.

Compass Card

Your UPass compass card, included in your student fees, is your ticket to public transportation.

Weekly Newsletter (eBlast)

Our weekly newsletter, which goes out every Thursday, is used to advertise upcoming events, post internship and travel abroad opportunities as well as student job postings. You can subscribe at www.sala.ubc.ca/subscribe. Notices for inclusion in the newsletter should be sent to communications@sala.ubc.ca.

E-Mail

UBC Broadcast Emails, course-specific information such as room changes, and program-specific information will be sent via email to your address stored on the UBC SSC. Please ensure that you keep your email address up-to-date so you don't miss out on important information.

Parking Permits/Passes

Parking permits are available from the Parking Services Office located in the UBC Bookstore. More information can be found at <http://www.parking.ubc.ca/>.

Alternative Methods for getting to/from campus

Your student fees include the U-PASS for all things public transportation. If you ever get tired of taking the bus, UBC's campus is conveniently car-share friendly. Sign up for Evo or Car2go. Most parking lots at UBC include designated parking for car-share vehicles (parking is free in these areas).

Supplies

Need supplies? Try the UBC bookstore if you're in a crunch.

DeSerres and Opus are great off-campus options for purchasing must-haves like lead holders and tracing paper. You will also find it easy if somebody in your class has a car and is kind enough to do a cardboard/cardstock run to make for less cumbersome bike/bus trips!

Software

As a UBC student, you have access to great deals on software. Let us break it down for you:

AutoCAD - Free!

VectorWorks - Free student version

Microsoft Office - Free!

Google Sketchup - Free!

Adobe Creative Suite - Student Discount

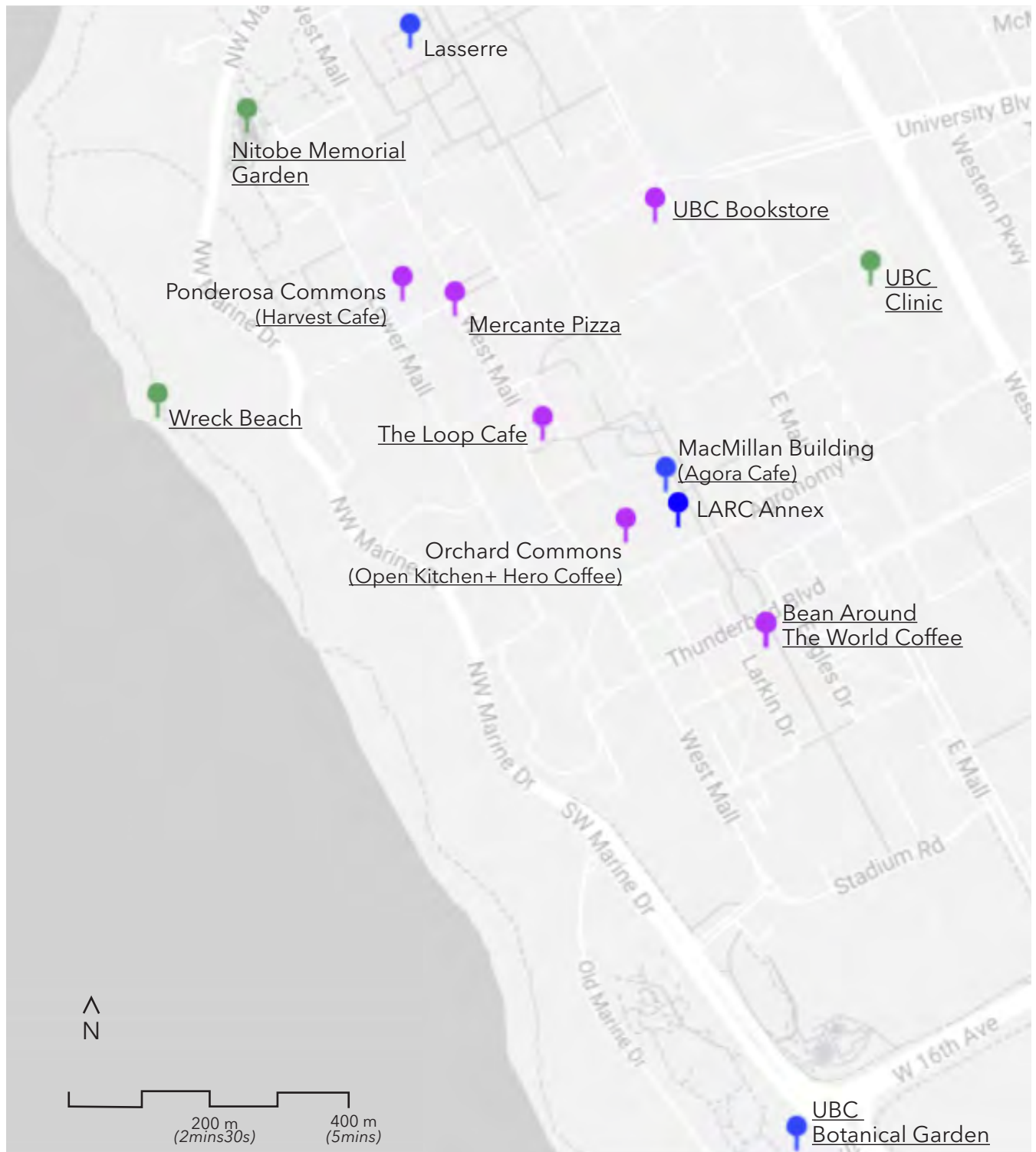
ArcGIS* - Free trial + Discounted thereafter

Rhino3D* - Free trial + Discounted thereafter

*It is recommended that you wait to download this software in term 2 so that the free trial lasts you the duration of the Design Media 2 modules.



Points of Interest on Campus



Eating + Drinking on Campus

Don't forget to eat!

Studios in MacMillan and the Annex have fridges to keep your breakfast, lunch, and dinner cool. For the days that you don't remember your lunch, you can check out [UBC's Feed Me Now](#) to check out what's open.

Popular choices among LARC students:

Orchard Commons' Open Kitchen Cafeteria + Hero Coffee

Located right behind (west of) the Annex, the Orchard Commons cafeteria is stocked with options, and has you covered for food!

Agora Cafe

Volunteer + student run cafe in the basement of MacMillan. Just make sure you give yourself a little extra time. The price and quiche are worth the wait!

Bean Around the World

Take a short walk by the Reconciliation Totem Pole and grab a strong coffee, or treat yourself to their delicious peanut butter chocolate bars! (They also serve beer).

The Loop Cafe

Walk past the ambient glow of the UBC Horticulture Building and indulge in some comfort food. Reasonably priced and proclaimed as UBC's most sustainable and health-conscious eatery.

Harvest

Part grocery-store, part-lunch stop, Harvest has some of the best sandwiches and salads you can find on campus alongside some basic grocery offerings. Just head to the back and check out what they have. The smashed chickpea and avocado sandwich is a-mazing!

Mercante

Feel like pizza? Get a pizza! Mercato is an awesome spot to grab a made-to-order pizza and bring it back to the Annex to share or eat entirely to yourself. And for those long nights, yes, you can get pizza delivered to the Annex.

Great Dane Coffee

Mornings at Lasserre are best paired with the best coffee on campus + their snacks!



Where to Live

Finding a place to live is probably at the top of your list, in case you aren't staying in residence.

Being close to campus has its perks, but being a little further away gives you a change of scenery and generally gives you a more accurate feel of what it's like to live in Vancouver! Your tuition includes a bus pass, so unless you opt out, you can use this for your commute each day and catch up on readings or study for trees and shrubs!

How to Find Housing

[craigslist](#)

This is how most find housing, but it usually requires a little patience and persistence! Look for rooms/shares, entire apartments or sublet while you get your bearings. Do not underestimate the "Housing Wanted" section - as many landlords use this to find tenants as opposed to wading through responses for their own postings. Create a post that describes who you are, and it doesn't hurt to note that you're going to be in an intensive masters program!

[Facebook's For Rent Vancouver](#)

Join 'For Rent Vancouver' and receive notifications from fellow Vancouverites about potential places to rest your head at night.

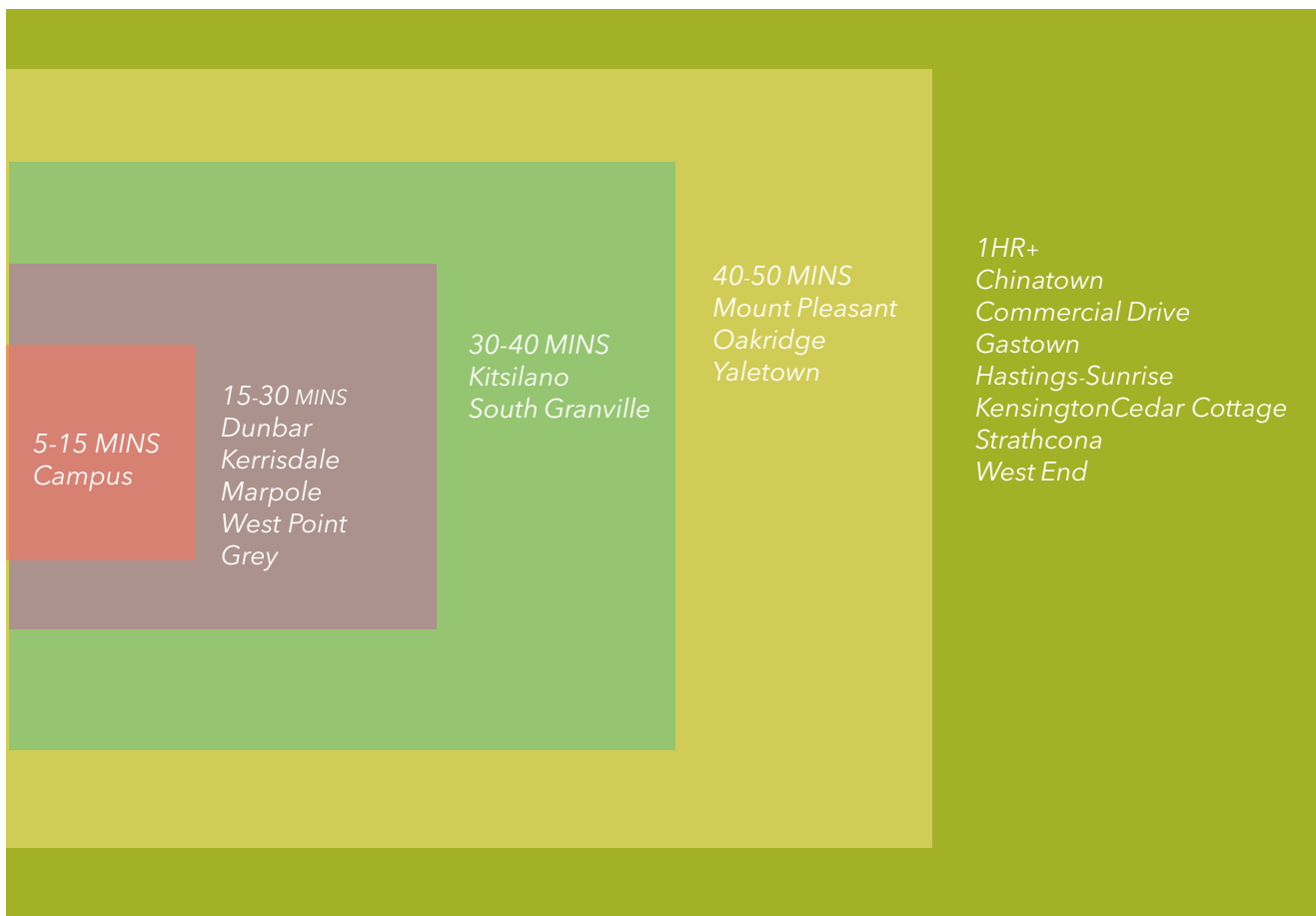
[ARCHUS](#) and [UBC Landscape Architecture](#) pages

Post that your searching for a place to live - someone may just be looking for you to take over their lease or sublet!

Other Resources:

[UBC's Off Campus Housing Guide](#)

Vancouver + proximities



Estimated travel time to UBC using public transportation categorized by neighbourhood. Travel by bicycle? Give or take 10 minutes approx. to the above.

Study Hints for First Term

Design Media I

If you are given the infamous pepper drawing exercise, and you think you are going to have a meltdown, don't hesitate to speak to one of us in 2nd year!

Design Studio I

No spoilers here. David Zielnicki, former designer with West 8 leads the way.

Trees and Shrubs in the Landscape

Each week you will go on an adventure through campus or the botanical gardens. For rainy days, you can pick up a 'Write in Rain' notepad from the UBC bookstore to keep track of your plant list. Dress appropriately, or wish you had! When you collect samples each week, spend time labeling and documenting distinguishing characteristics of plants to prepare for exams.

History of Landscape Architecture

Susan Herrington takes you on an evocative journey through the history of landscape architecture. As she's been to many of the internationally-renown examples she lectures on, she reveals the fascinating history with a contemporary lens. Take notes in class on your laptop - the lectures go fast and the exams relate directly to lectures and readings!



Finding Balance

This program can be challenging in terms of its pace and workload.

To support you, our Landscape Architecture Students' Association (LASA) comes equipped with Health and Wellness representatives who are planning some initiatives to keep you zen like the [Nitobe Garden](#).

In the past we have lucked out with students who are certified yoga instructors to lead classes in the evenings after classes - and UBC at large has so much to offer students in terms of inexpensive [fitness](#) memberships and free access to its newly built [pool](#) which includes a lazy river leisure pool, length-swimming, saunas, and steamrooms for the ultimate post-Trees and Shrubs routine.

Additionally, there are [counselling services](#) available to all students at UBC.

Financial Assistance

The Department has a limited number of awards, scholarships and Teaching Assistant positions. Awards and scholarships are awarded each spring by the faculty for the coming academic year. A complete list of these awards is available on the [program website](#).

Incoming students of the Landscape Architecture Program are considered for entrance scholarships and do not need to submit an application. Prospective students are advised to check the Faculty of Graduate and Postdoctoral Studies website at www.grad.ubc.ca for detailed information and application deadlines for a number of external awards and scholarships.

Teaching Assistants (TA) and Graduate Academic Assistants (GAA) positions are [advertised online](#) each spring for the following academic year. They are awarded to students on the basis of their qualifications in the curricular areas they pertain to. They are usually given out to returning students, with occasional exceptions to an incoming student who is exceptionally qualified by virtue of prior academic and/ or professional experience. TA's receive a monthly stipend for the term(s).

GRA's (Graduate Research Assistantships) are available from funded faculty research projects. These are advertised on an as-needed basis.

Social Sciences and Humanities Research Council (SSHRC) Fellowships support postsecondary-based research, research training and knowledge mobilization activities in the social sciences and humanities. For further information about the application process please see <http://www.sshrc-crsh.gc.ca/funding-financement/index-eng.aspx>.

Students who are residents of Canada and have Canadian student loans may be [eligible for bursary assistance](#).



View from The Cross Trail, Palm Desert, CA (Photo Kalli Niedoba)

Grading Principles + Practices

Grading Format

Percentage (%), Letter Grade, indicators*

90-100 A+

85-89 A (Clearly excellent engagement, knowledge and performance)

80-84 A-

76-79 B+

72-75 B (Good grasp of material with evidence in work products)

68-71 B-

64-67 C+

60-63 C (Satisfactory comprehension and work products, little initiative)

55-59 C-

50-54 D (Unsatisfactory comprehension and work products)

0-49 F (Fail)

*Indicators added by the Program

Definition of Satisfactory Progress

A minimum of 60% must be obtained in any course taken by a student enrolled in a master's program for the student to be granted pass standing. However, only 6 credits of pass standing may be counted towards a master's program. For all other courses, a minimum of 68% must be obtained. Because all design studios are 9 credits, a minimum grade of 68% is required to pass studio.

On the recommendation of the graduate program and the approval of the Dean of the Faculty of Graduate and Postdoctoral Studies, the student may repeat a course for higher standing or take an alternate course. If the graduate program does not make such a recommendation, or if the recommendation is not approved by the Dean of the Faculty of Graduate and Postdoctoral Studies, the student will be required to withdraw. A student who obtains a grade of less than 68% in an excessive number of courses will normally be required to withdraw. The student will be informed of unsatisfactory academic progress in writing before any action regarding withdrawal is taken.

A minimum mark of 68% must be obtained in all courses taken as part of a qualifying year. When repeating a failed required course, a minimum mark of 74% must be obtained. Higher minimum grades may be required. If a course is repeated, both marks will appear on the transcript. The higher mark will be used to determine promotion in a program and in any decision to admit or withdraw a student from a program. For all other purposes, averages will be calculated using both marks.

Studio Evaluation Criteria Standards

Evaluation Criteria

Low

Med

High

Completeness - ability to complete projects fully/ on time
All projects due to date are complete

Design Process - ability to initiate and sustain an effective,
creative /productive design process throughout project.
Ability to define issues and requirements for design
Ability to apply appropriate process tools and techniques
Ability to identify and critique appropriate case
Ability to develop and refine concepts throughout process

Design Content - awareness and knowledge of core
subject areas in landscape architecture and ability
to apply that knowledge in design.
Consistency and competency in form giving
Selection and use of materials
Experiential quality
Visual and spatial fluency, spatial sequencing
Resolution of functional issues and requirements
Knowledge of discipline-related subjects and concepts
Resolution of contextual issues and requirements

Design Media - knowledge of, and fluency with, visual media and
representation as a means of design investigation and communication.
Knowledge of, and skill with, relevant media
Ability to determine and apply appropriate media to process
Craft and quality of representations

Scholarship - ability to initiate and sustain significant
intellectual inquiry through design.
Intellectual / creative ambition and rigour
Ability to sustain significant inquiry throughout process
Ability to articulate and communicate idea/points of view

Engagement - ongoing participation in, and contribution to, studio.
Regularly participates and contributes to class
Effectively engages faculty and peers
Seeks out and responds productively to criticism
Supplements design process with effective reading/research
Maintains logical and whole record of process/products

UBC

Academic Integrity

The academic enterprise is founded on honesty, civility, and integrity. As members of this enterprise, all students are expected to know, understand, and follow the codes of conduct regarding academic integrity. At the most basic level, this means submitting only original work done by you and acknowledging all sources of information or ideas and attributing them to others as required. This also means you should not cheat, copy, or mislead others about what is your work. Violations of academic integrity (i.e., misconduct) lead to the breakdown of the academic enterprise, and therefore serious consequences arise and harsh sanctions are imposed. For example, incidences of plagiarism or cheating may result in a mark of zero on the assignment or exam and more serious consequences may apply if the matter is referred to the President's Advisory Committee on Student Discipline. Careful records are kept in order to monitor and prevent recurrences.

Students are responsible for informing themselves of the guidelines of acceptable and non-acceptable conduct for graded assignments established by their instructors for specific courses.

Plagiarism, which is intellectual theft, occurs where an individual submits or presents the oral or written work of another person as his or her own. Scholarship quite properly rests upon examining and referring to the thoughts and writings of others. However, when another person's words (i.e. phrases, sentences, or paragraphs), ideas, or entire works are used, the author must be acknowledged in the text, in footnotes, in endnotes, or in another accepted form of academic citation. Where direct quotations are made, they must be clearly delineated (for example, within quotation marks or separately indented). Failure to provide proper attribution is plagiarism because it represents someone else's work as one's own. Plagiarism should not occur in submitted drafts or final works. A student who seeks assistance from a tutor or other scholastic aids must ensure that the work submitted is the student's own. Students are responsible for ensuring that any work submitted does not constitute plagiarism. Students who are in any doubt as to what constitutes plagiarism should consult their instructor before handing in any assignments.

For further information about academic integrity please visit [UBC's Academic Honesty and Standards webpage](#).

Appeal Procedures

Students may protest decisions relating to their academic studies. In this event, it is recommended that the student first consult the faculty member directly involved in the decision. At any point in seeking resolution, a student should feel free to seek the advice of the chair of the program, Susan Herrington. If satisfactory resolution is not forthcoming at this point, the student should submit a review of assigned standing to Enrolment Services.

Reviews of academic standing are governed by the following regulations:

1. Any request for the review of an assigned grade must reach Enrolment Services no later than July 15 for the Winter Session, and not later than October 15 for the Summer Session, and must be accompanied by the necessary fee for each course concerned which will be refunded only if the mark is raised.
2. Each applicant for a review must state clearly why he or she believes the course deserves a grade higher than it received; pleas on compassionate grounds should not form part of this statement. Prospective applicants should remember that under Senate regulations instructors must re-examine all failing grades and indicate in their records that this has been done.
3. Reviews will not be permitted in more than two courses in the work of one academic year, and in one course in a partial program of 18 credits or fewer or in the work of Term 1 or 2 of a Summer Session.

When the protest relates to a decision in a design studio, the program Chair will establish an appeal committee to hear the case. The appeal committee will consist of three full-time design faculty plus the program Chair (ex-officio). Students will be asked to present the full scope of work completed for the studio in question to the appeal committee. The appeal committee has the authority to interview all persons involved and to recommend to the program Chair that the grade be affirmed or changed. If the matter has not reached satisfactory resolution, the student would then follow the procedures described above and explained. See the [Review for Assigned Standing section](#) of the UBC online calendar for more information.